


Digital Photo Module


Evidence Manager 4.5

Evidence Manager by the PERCS Index, now has an optional module that allows a user to store and retrieve digital images for any item that is under Evidence Manager control. Authorized users will now have the ability to view images of any item of evidence without having to actually go to the Evidence room. Items that have an image available will have an icon that indicates that one or more images are available for this item. Simply clicking on that icon will cause the image to appear. Multiple images can be attached to any item.

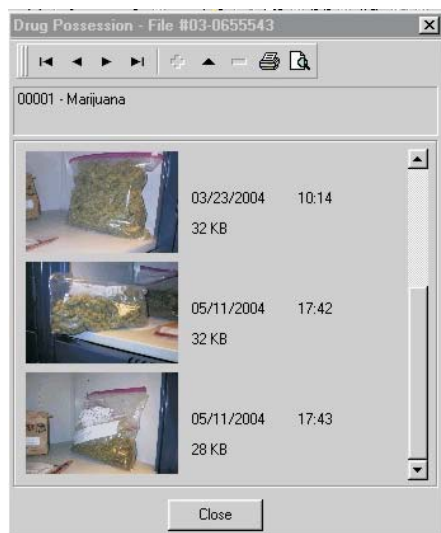
Simple to Use

Stored images with a bitmap (.bmp) or .jpeg format can be easily associated with any item under Evidence Manager control. The simple procedure is as follows:

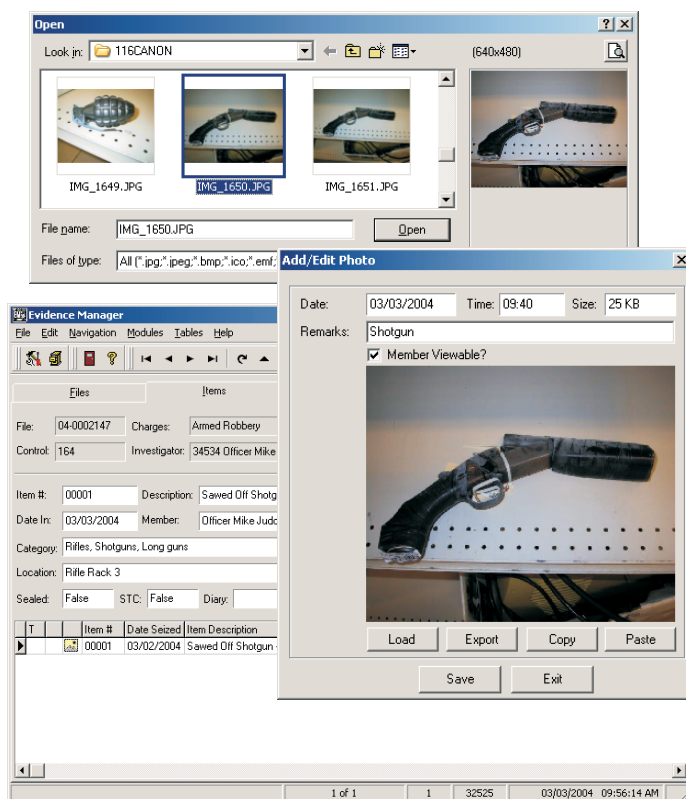
- Select a case file
- Select the item of evidence that you want to associate an image with.
- Select the **Photos** button and a screen will appear that prompts you to locate your image(s).
- After one or more images have been saved with an item, an icon  will appear beside the description of the item to indicate that images are available.

P	Item #	Date Seized	Item Description
	00001	03/22/2004	Marijuana

- Select the icon and the images will be presented.
- The images can be enlarged to full screen for better viewing. They can also be copied or exported.



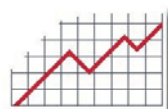
Sample Screens



Using Images

Images that have been stored in Evidence Manager can be retrieved for viewing, export or printing. These images can also be stored with their individual descriptions. A printed report would include the image, description and case and item number. Case files that have been closed and evidence destroyed can also be archived. The images will then continue to provide a record for future reference purposes.

To Order **Evidence Manager**, the optional **Digital Photo Module** or to learn more about our products, please visit our website at www.percs.com or call us directly at 1.866.461.4669.



The PERCS Index Inc.
535 San Remo Drive
Port Moody, BC V3H3S6 Canada

Phone: 604.461.4669
Fax: 604.469.7342
Toll Free: 1.866.461.4669
Email: info@perc.com

Digital Signature Module

Evidence Manager by the PERCS Index, now has an optional module that is used to capture and store an electronic signature. By using the included digital signature pad, a digital signature can be obtained and stored for any movement of evidence or for any disposal of evidence. The captured signature is displayed on the screen as well as on the "Chain of Custody" reports. A user must be running Evidence Manager v4.5 or higher to be able to upgrade to the Digital Signature module.

Simple to Use

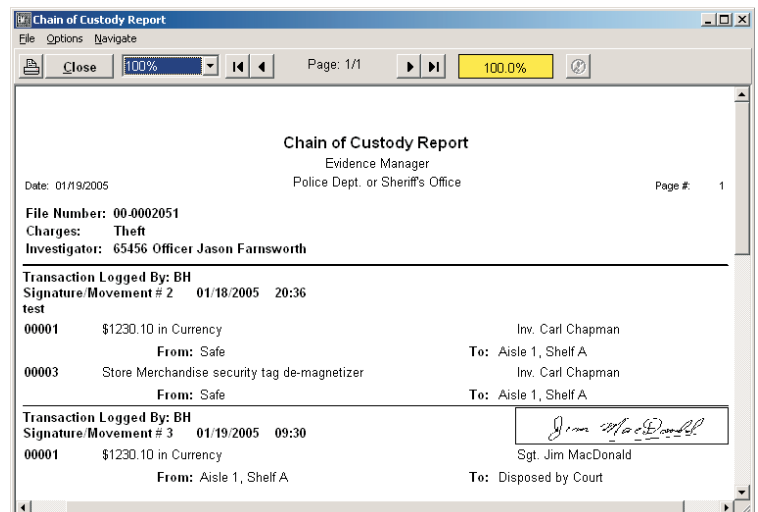
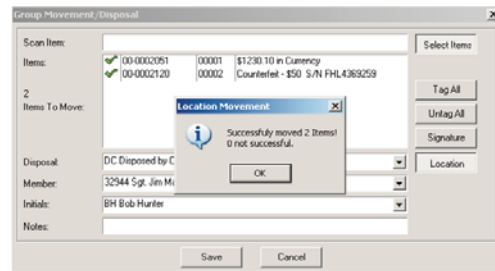
Once the included digital signature pad is plugged into any spare USB port and the updating routine is run, you are ready to start recording signatures:

- Go to the regular 'Movement' or new 'Group Movement' screen
- Select the <Signature> button before saving the transaction
- Sign the digital signature pad.
- The signature will appear on the screen as written.
- Save the signature and then Save the movement transaction.
- The signature has now been recorded and will appear on the "Chain of Custody" report.

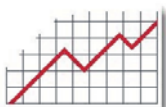


Digital Signature Pad

Sample Screens



To Order **Evidence Manager**, the optional **Digital Signature Module** or to learn more about our products, please visit our website at www.percs.com or call us directly at 1.866.461.4669.



The PERCS Index Inc.
535 San Remo Drive
Port Moody, BC V3H3S6 Canada

Phone: 604.461.4669
Fax: 604.469.7342
Toll Free: 1.866.461.4669
Email: info@perc.com